

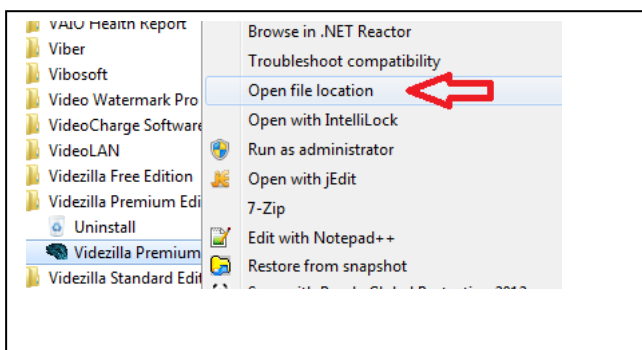


**[Videzilla tutorial](#)**: How to download a thousand videos !

## HOW TO ACTIVATE VIDEZILLA

When you first download Videzilla you have a 7 day no-restriction license to use the software on your computer. Before the 7 day trial runs out, you should buy a lifetime license for a one time low payment.

Once you order your Videzilla Premium license with us (you can order it right here on [www.videzilla.com](http://www.videzilla.com)), once your payment is approved, you will receive a license file by email. Download the license file (this contains your name, your order information and the unlock information all encrypted) and place it inside the PROGRAM FOLDER. Your application is now unlocked !! You are allowed to use the license file on upto 5 devices PERSONALLY OWNED BY YOU. Please respect the generous terms and please remember that license file sharing is software piracy and is a criminal offense, and please remember that the license file contains your name and information as given at the time when you placed the order.



Right click the program icon and pick 'OPEN FILE LOCATION' to find the program folder where the application is installed.

Now please copy and paste the license file (sent to you from Shareit GmbH) into this program folder.

Your application is now unlocked, enjoy!

## WHERE TO BUY A LICENSE



<http://videzilla.com>

Supports 50 video sharing websites

You can download entire playlists

Includes video audio converter

Includes CD/DVD writer

## CUSTOMER SUPPORT

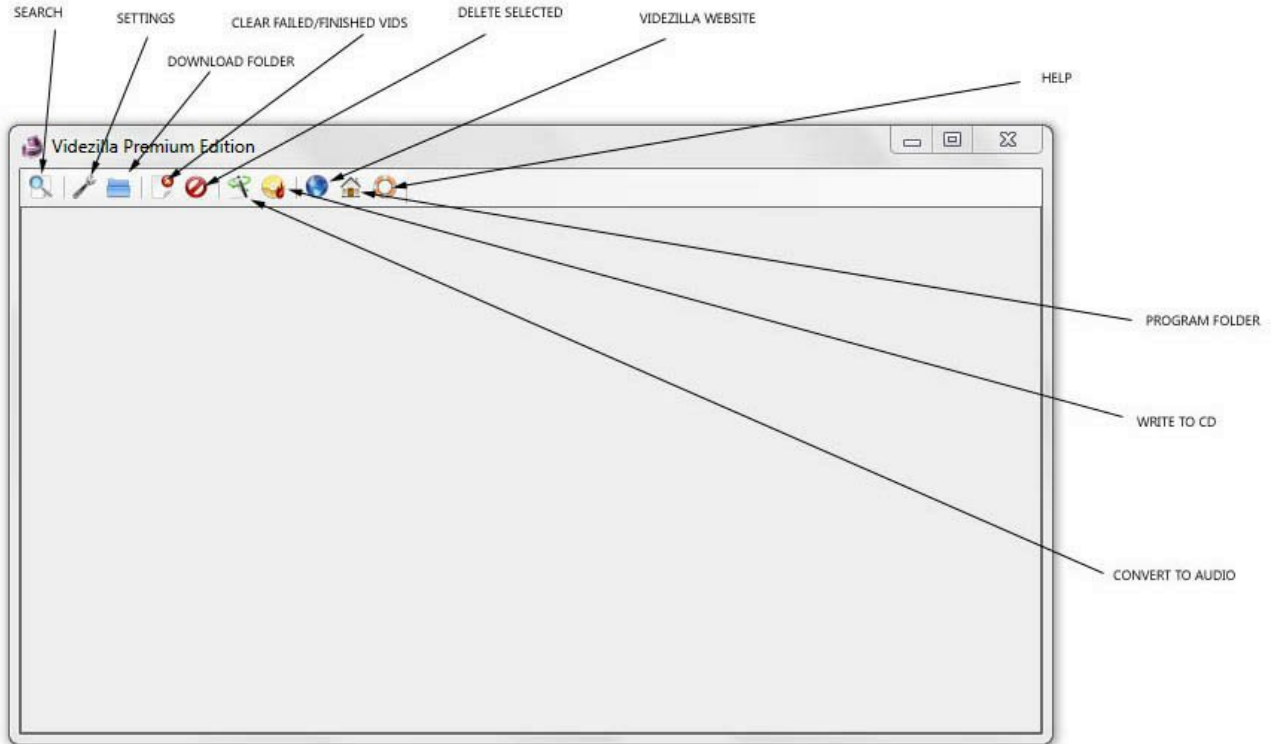
[activation@nasoftware.org](mailto:activation@nasoftware.org)

## VIDEZILLA FEATURE COMPARISON

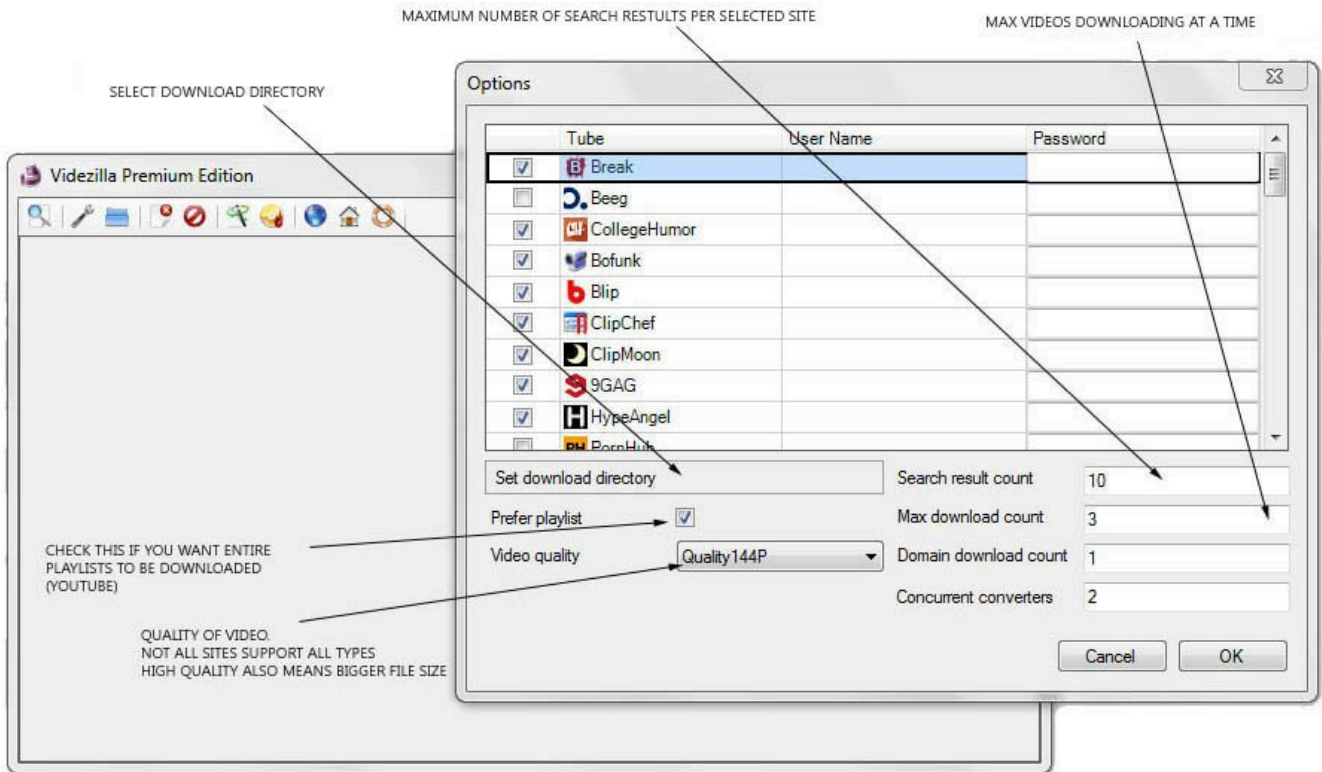
	Videzilla Standard Edition	Videzilla Premium Edition	Videzilla Free Edition
<b>Number of sites supported</b>	20	50	1
<b>Can download single videos by URL</b>	✓	✓	✓
<b>Download entire playlists as a single operation</b>	✓	✓	
<b>Search for videos using keyword</b>	✓	✓	
<b>Download videos from multiple sites using keyword</b>	✓	✓	
<b>Convert downloaded videos to mp3 audio</b>		✓	
<b>Convert downloaded videos to other video formats</b>		✓	
<b>Burn files to Video CD / DVD</b>		✓	
<b>Burn files to Audio CD</b>		✓	
<b>Choose quality of downloaded videos</b>		✓	
<b>Enter site specific passwords for automatic login</b>	✓	✓	
<b>Parental password to prevent unauthorized access</b>	✓	✓	
<b>Youtube</b>	✓	✓	✓
<b>Break</b>	✓	✓	
<b>Vimeo</b>	✓	✓	
<b>Nuvid</b>	✓	✓	
<b>Metacafe</b>	✓	✓	
<b>Vine</b>	✓	✓	
<b>Liveleak</b>	✓	✓	
<b>Dailymotion</b>	✓	✓	
<b>RedTube</b>	✓	✓	
<b>Tube8</b>	✓	✓	
<b>YouJizz</b>	✓	✓	
<b>xHamster</b>	✓	✓	
<b>XNXX</b>	✓	✓	
<b>P*rnHD</b>	✓	✓	
<b>Spankwire</b>	✓	✓	
<b>S*xu</b>	✓	✓	
<b>College Humor</b>		✓	
<b>Bofunk</b>		✓	
<b>Blip</b>		✓	
<b>ClipChef</b>		✓	
<b>Clipmoon</b>		✓	
<b>9GAG</b>		✓	
<b>IGN</b>		✓	
<b>Teachertube</b>		✓	
<b>Vidmax</b>		✓	
<b>TED</b>		✓	
<b>Mpora</b>		✓	
<b>FishingVideo</b>		✓	
<b>GrindTV</b>		✓	
<b>EpicTV</b>		✓	
<b>HupeAngel</b>		✓	
<b>P*rnHub</b>		✓	
<b>XVideos</b>		✓	
<b>Sl*tload</b>		✓	
<b>P*rnhost</b>		✓	
<b>TNAFlix</b>		✓	
<b>P*rnTube</b>		✓	
<b>Beeg</b>		✓	
<b>StupidVideos</b>		✓	
<b>MSN</b>		✓	
<b>ThatsHow</b>		✓	
<b>OVGuide</b>		✓	
<b>VideoBash</b>		✓	
<b>eBaumsWorld</b>		✓	
<b>StreetFire</b>		✓	
<b>VideoJug</b>		✓	
<b>FunnyOrDie</b>		✓	
<b>GodTube</b>		✓	

# VIDEZILLA VIDEO DOWNLOADER USER GUIDE

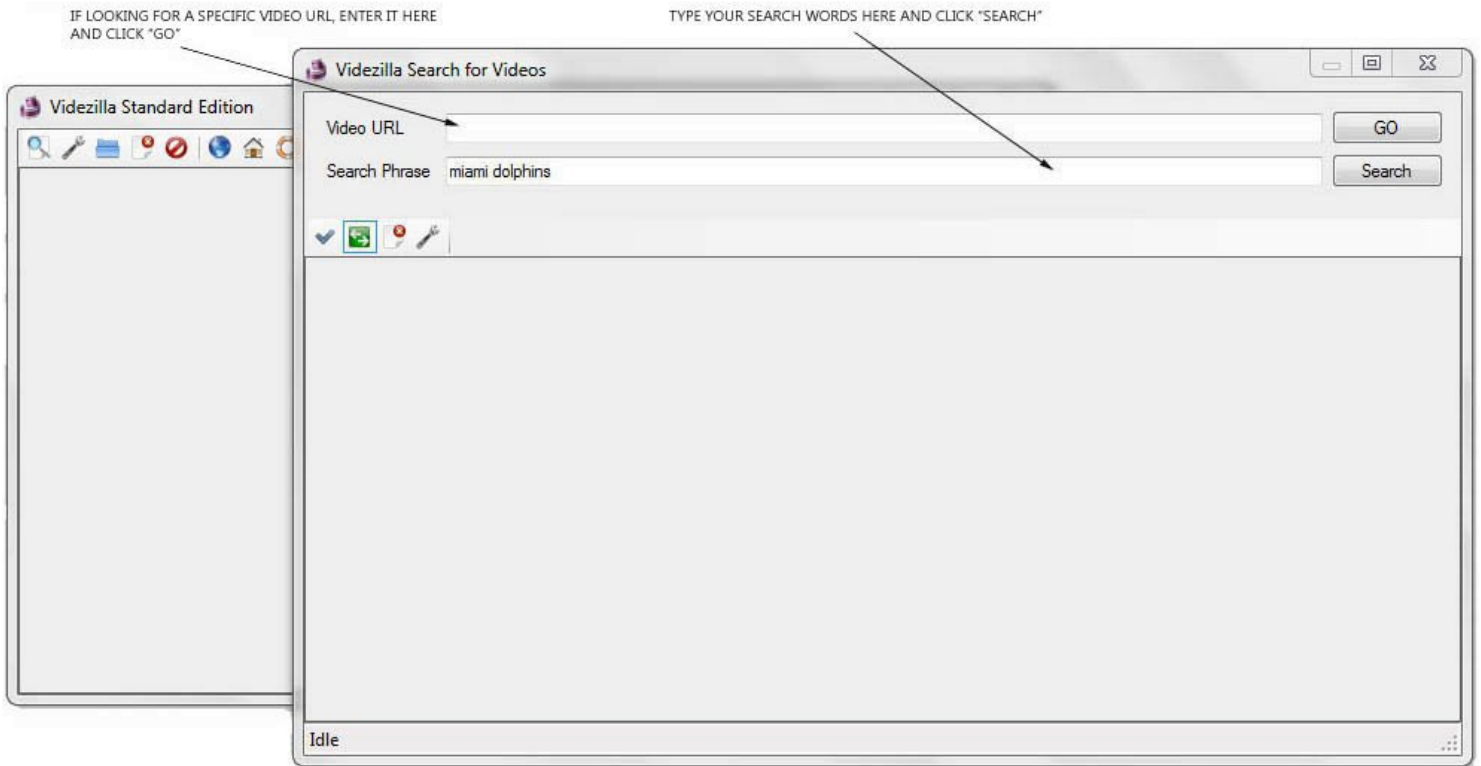
## VIDEZILLA MAIN SCREEN



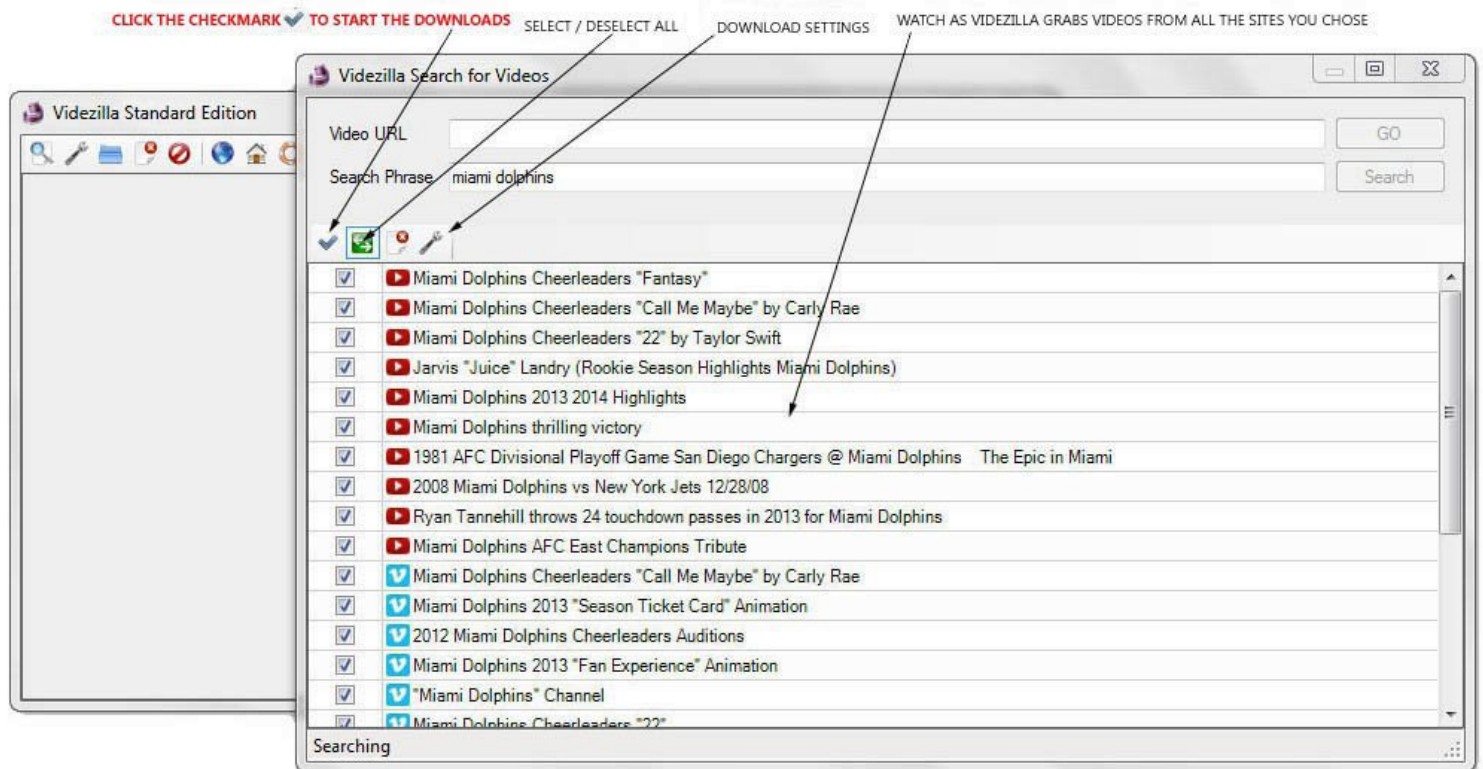
## OPTIONS SCREEN



# SEARCH FOR VIDEOS SCREEN



# SEARCH RESULTS SCREEN



# SETTINGS FOR ADULT AND NON-ADULT SITES EXPLAINED

**TO DOWNLOAD FROM ADULT SITES PARENTAL PASSWORD IS NECESSARY. PLEASE KEEP THE PASSWORD AWAY FROM MINORS**

Default password is SVD  
Please change it immediately to your own.

REGULAR SITES DO NOT NEED A PARENTAL PASSWORD

SITE SPECIFIC PASSWORDS IF NEEDED

Tube	User Name	Password
<input type="checkbox"/> Youjizz		
<input type="checkbox"/> xHamster		
<input type="checkbox"/> XTube		
<input checked="" type="checkbox"/> Metacafe		
<input checked="" type="checkbox"/> Vine		
<input checked="" type="checkbox"/> LiveLeak		
<input checked="" type="checkbox"/> Dailymotion		
<input checked="" type="checkbox"/> Vimeo		
<input checked="" type="checkbox"/> YouTube		

Set download directory: \_\_\_\_\_ Search result count: 10  
 Prefer playlist:  Max download count: 3  
 Video quality: Quality144P Domain download count: 1

If you download adult videos from youtube you will be required to sign into youtube on your browser so as to confirm your age

# PARENTAL PASSWORD SAFETY FEATURE

REMEMBER TO CHANGE YOUR PARENTAL PASSWORD

Do not continue using the default password SVD

Tube	User Name	Password
<input type="checkbox"/> XNXX		
<input type="checkbox"/> PornHD		
<input type="checkbox"/> RedTube		
<input type="checkbox"/> Tube8		
<input checked="" type="checkbox"/> Youjizz		
<input checked="" type="checkbox"/> xHamster		
<input checked="" type="checkbox"/> XTube		
<input checked="" type="checkbox"/> Metacafe		
<input checked="" type="checkbox"/> Vine		
<input checked="" type="checkbox"/> LiveLeak		

Set download directory: \_\_\_\_\_ Search result count: 10  
 Prefer playlist:  Max download count: 3  
 Video quality: Quality144P Domain download count: 1

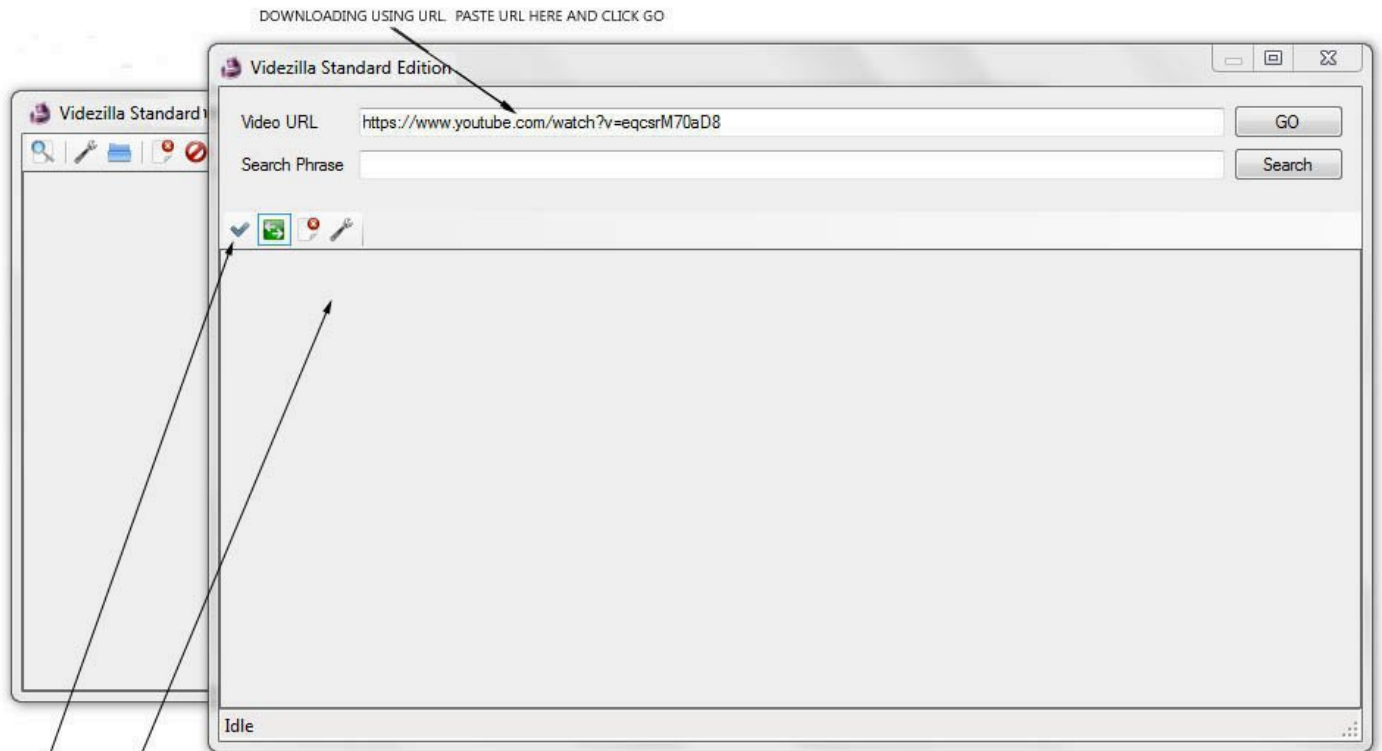
**Parental Control**

Password: \_\_\_\_\_

Change Password OK Cancel

IF YOU SELECT ANY ADULT SITES YOU WILL BE REQUIRED TO ENTER THE PARENTAL PASSWORD

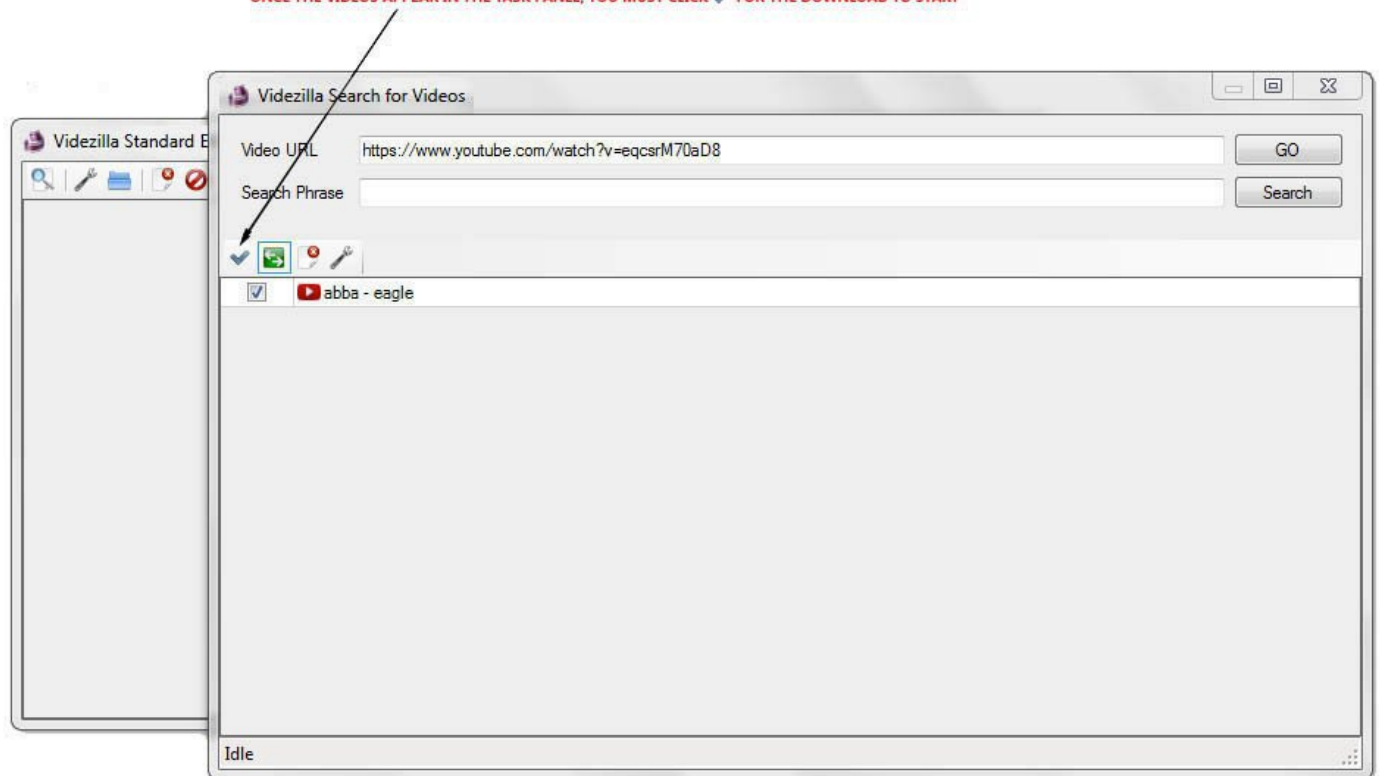
## DOWNLOADING BY KNOWN URL



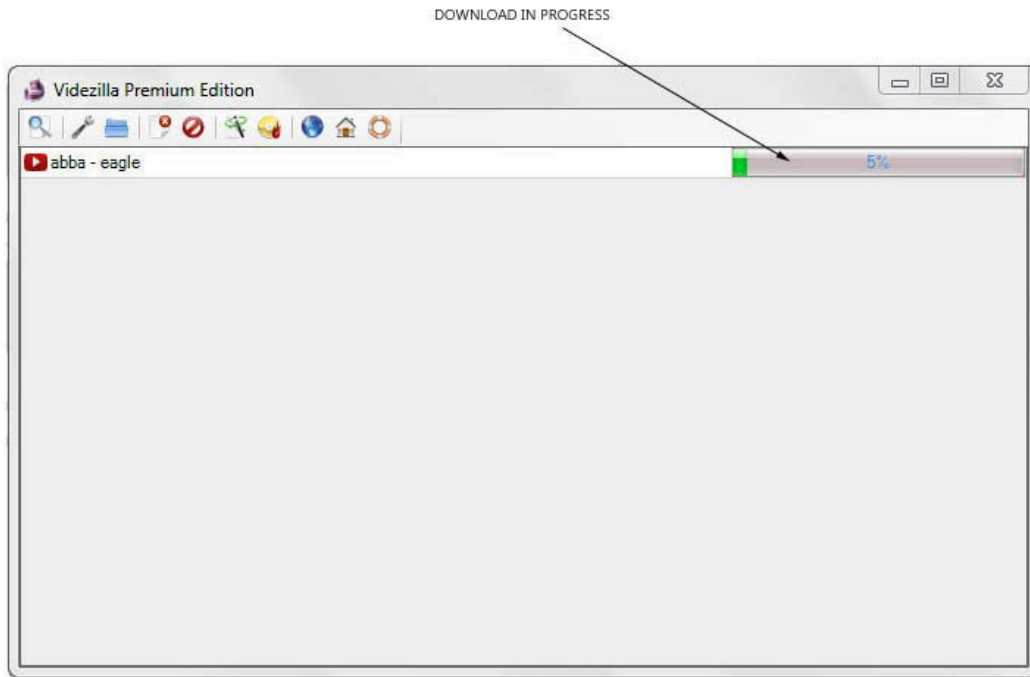
ONCE THE VIDEOS APPEAR IN THE TASK PANEL, YOU MUST CHOOSE THE ONES YOU WANT AND CLICK  GREEN 'CHECK SIGN' TO START THE DOWNLOAD

## WHAT TO DO ONCE SEARCH RESULTS APPEAR

ONCE THE VIDEOS APPEAR IN THE TASK PANEL, YOU MUST CLICK  FOR THE DOWNLOAD TO START

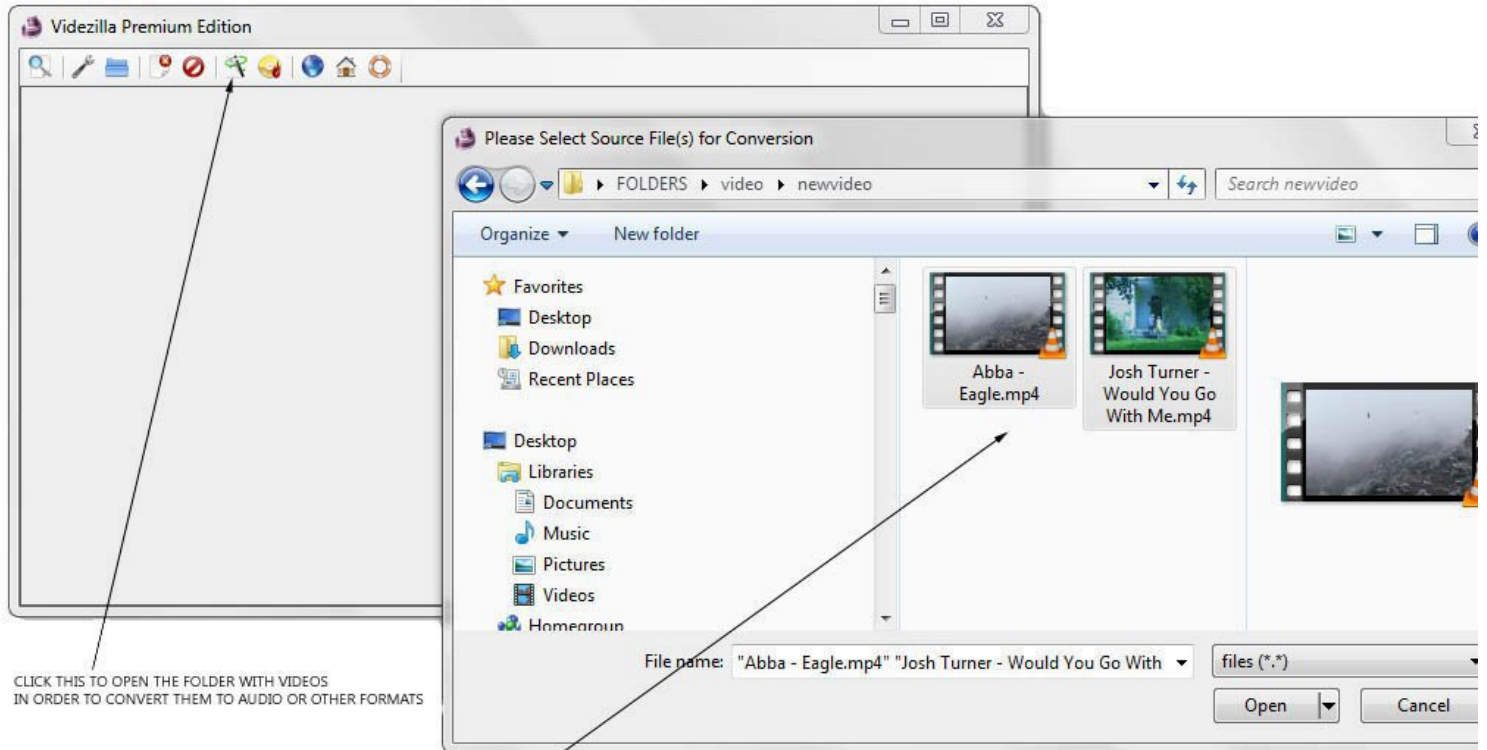


## THE ACTIVE DOWNLOADS WINDOW



## VIDEZILLA VIDEO TO AUDIO CONVERTER

### HOW TO USE THE CONVERTOR TO CREATE AUDIO FILES



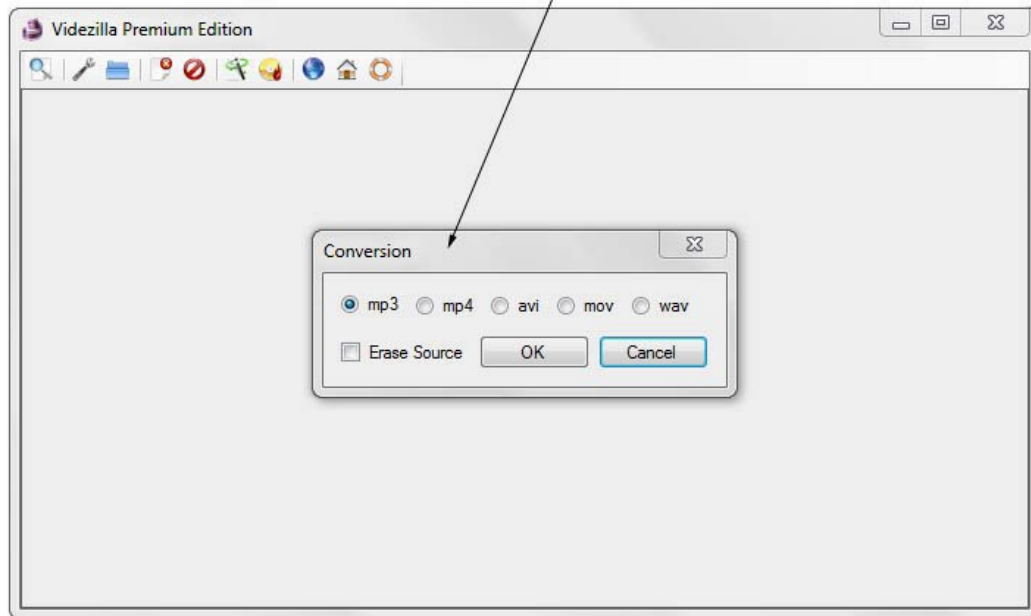
CLICK THIS TO OPEN THE FOLDER WITH VIDEOS  
IN ORDER TO CONVERT THEM TO AUDIO OR OTHER FORMATS

MULTI SELECT ALL THE VIDEOS YOU WANT TO CONVERT, AND THEN CLICK OPEN



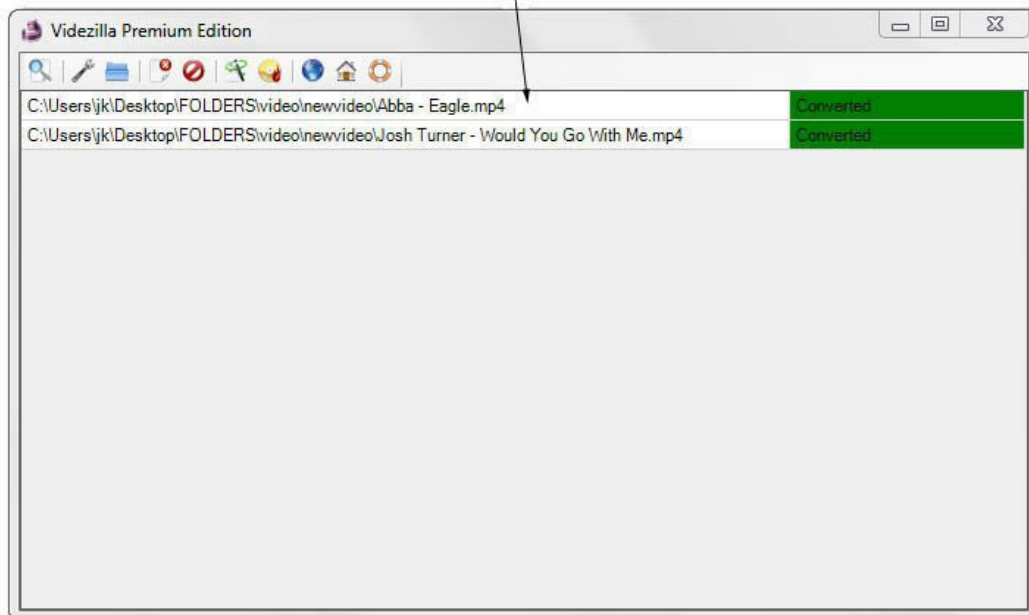
## CHOOSING THE FORMAT OF THE CONVERTED FILES

THIS CONVERSION MENU WILL APPEAR,, PICK WHICH FORMAT YOU WANT YOUR VIDEOS TO BE CONVERTED TO AND CLICK OK



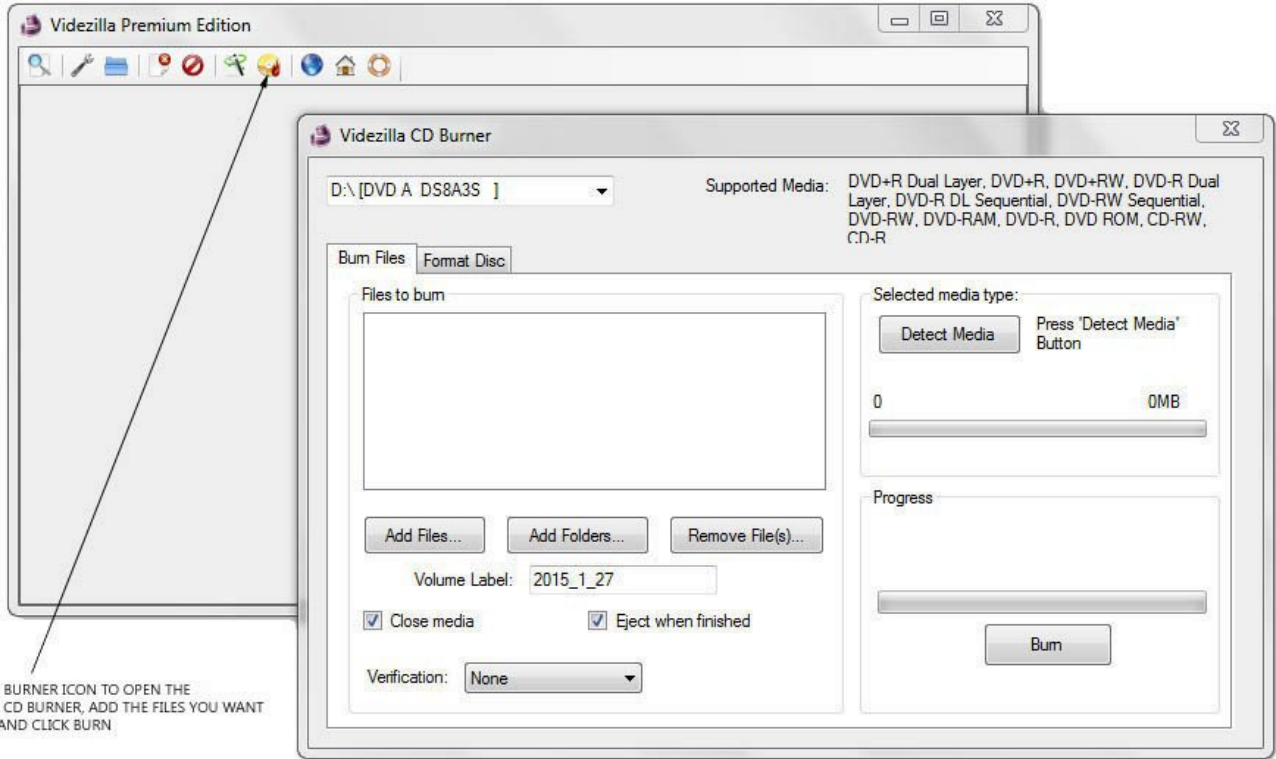
## CONVERSION TO AUDIO FILES COMPLETED

CONVERSION IS FINISHED! YOUR AUDIO FILES ARE READY



# VIDEZILLA CD /DVD BURNER

## CD / DVD WRITER FUNCTION



## CHOOSE THE FILES AND BURN THEM TO CD

